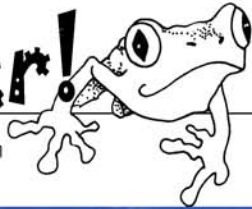


# Happy Summer!

A complimentary cross stitch design by Brooke Nolan



Copyright © 2004 Brooke's Books Publishing

This design may be reproduced for newsletter or handout but may not be kitted or sold.

Brooke's Books  
P U B L I S H I N G

www.brookesbooks.com  
email: brooke@brookesbooks.com

Click here to visit our e-bay "Cross Stitch & More Store" for quality cross stitch products at discounted prices.

**Needed to complete design:** 1 pc. 9" x 12" white 14 ct. perforated paper, 10" x 8" piece of 14 ct. Oatmeal Lite Fiddler's Cloth, DMC floss, Kreinik #95 Starburst Balger Blending Filament, Yarn Tree's large (5" x 3" inside dimensions - 7" x 5" outer dimensions) white rectangular opening trifold needlework card, #24 tapestry needle, turquoise watercolor paint, brush, & your choice of adhesive.

Finished design size, including card frame is 7"x 5".

**Cross Stitch:** Using 2 strands of floss, cross stitch the froggie on the Fiddler's cloth. Using 3 strands of floss, cross stitch remaining pieces on perforated paper. To add rainbow sparkle to the design, add 1 strand of Kreinik #95 Starburst Balger Blending Filament to the floss in your needle. (Blend this with all of the colors or just the colors of your choice.)

**Backstitch:** using 2 strands of DMC floss: #310 Black - Froggie's mouth; #666 Bright Christmas Red - Froggie's bikini; #304 Christmas Red Md - Sun's smile; #B5200 Ultra White - Reflection lines in snorkel mask; #904 Parrot Green Vy Dk - Froggie's arms, hands, leg, & neck.

**Finishing Instructions:** Using watercolors, paint the needlework card a pale wash of turquoise. Let dry. Carefully cut out the stitched perforated paper pieces and adhere them to the needlework card with tape or glue. With 6 strands of #666 Bright Christmas Red floss, make a tiny bow. Tack or glue on Froggie's back. See photo for placement. Slip Froggie into her frame and enjoy your work of art.

# Hoppy Summer!

A complimentary cross stitch design by Brooke Nolan

Symbol	DMC	Color
♣	904	Parrot Green Vy Dk
◆	702	Kelly Green
H	470	Avocado Green Lt
▼	3348	Yellow Green Lt
\	772	Yellow Green Vy Lt
■	310	Black
☪	3835	Grape Md
•	B5200	Ultra White
^	3753	Antique Blue Ul Lt
♥	827	Blue Vy Lt
✕	3765	Peacock Blue Vy Dk
∴	Ecru	Ecru
○	3774	Country Peach Vy Lt
∟	225	Shell Pink Ul Lt
+	3743	Antique Violet Vy Lt
<<	841	Beige Brown Lt
↗	995	Electric Blue Dk
●	3846	Bright Turquoise Lt
L	744	Pale Yellow
⊕	725	Topaz
⊗	972	Canary Dk
⚡	729	Old Gold Md
♥	351	Coral
✕	961	Dark Dusty Rose
□	309	Deep Rose
●	666	Bright Christmas Red
B	304	Christmas Red Md

Copyright © 2004 Brooke's Books Publishing

[Click here to view &/or purchase Large White Tri-fold Needlework cards at a discounted price.](#)

  
Brooke's Books  
PUBLISHING  
www.brookesbooks.com  
email: brooke@brookesbooks.com

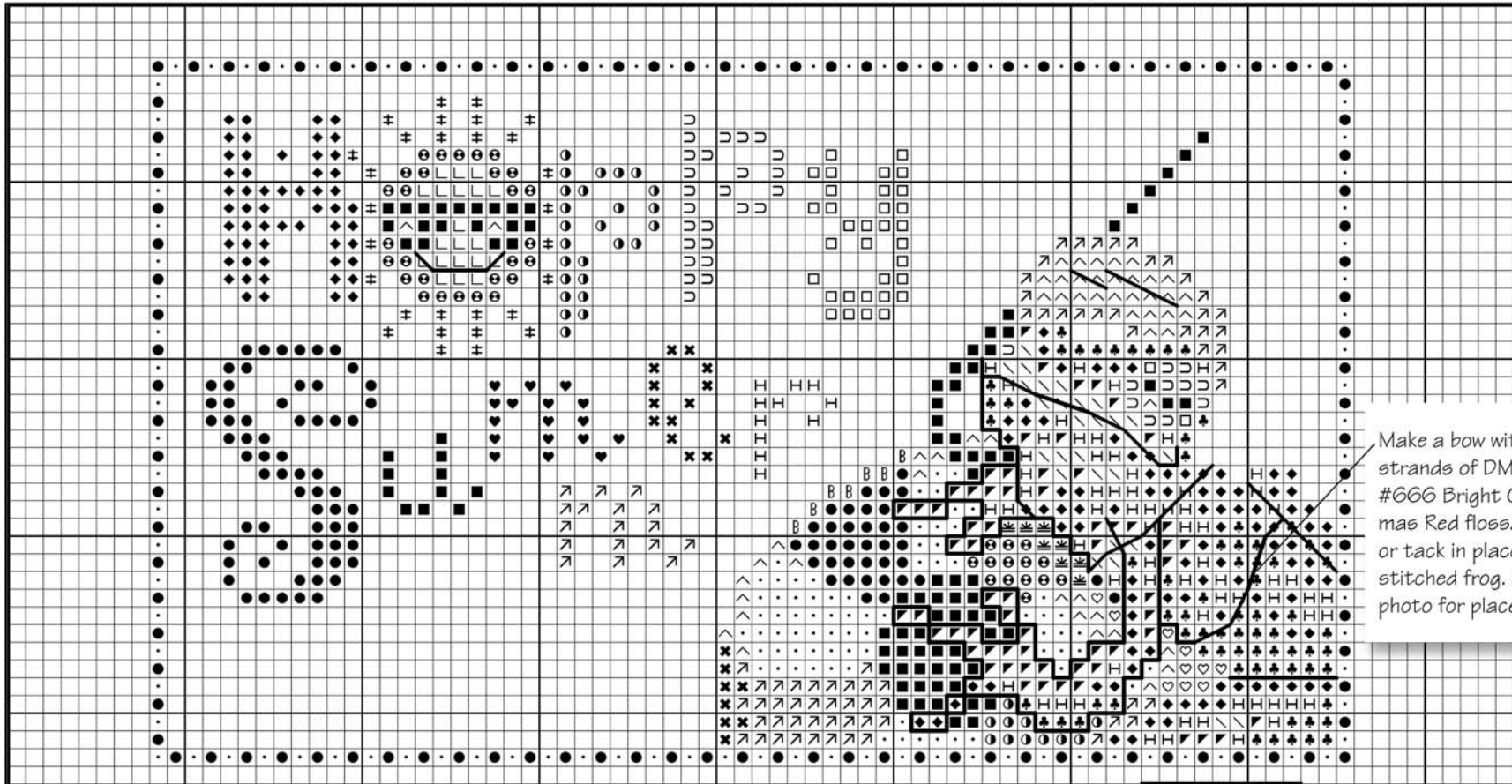


# Happy Summer!

A complimentary cross stitch design by Brooke Nolan

Click here to view &/or purchase Fiddler's Cloth at a discounted price.

Brooke's Books  
PUBLISHING  
www.brookesbooks.com  
email: brooke@brookesbooks.com

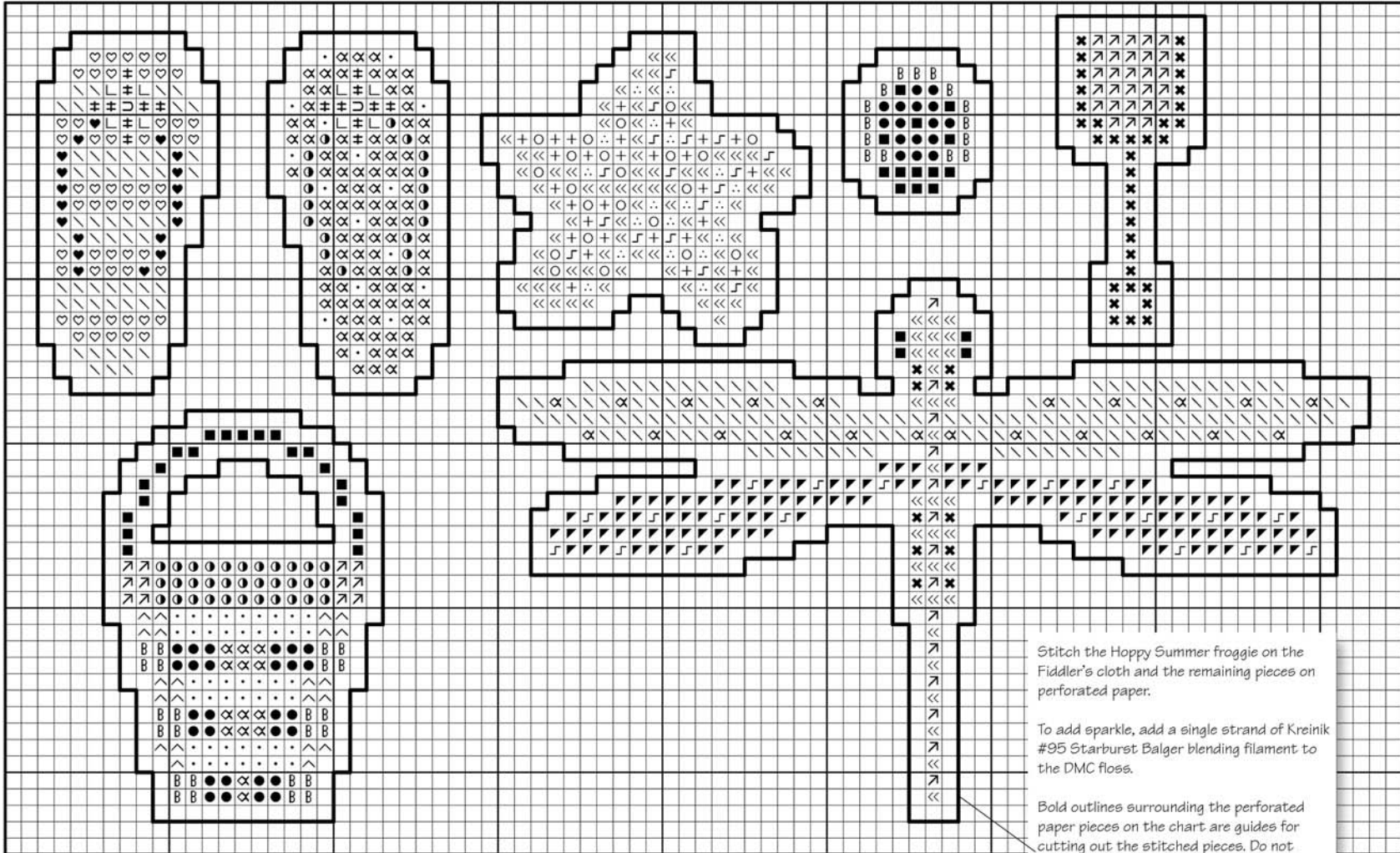


Copyright © 2004 Brooke's Books Publishing

Click here to view &/or  
purchase white perforated  
paper at a discounted price.

# Hoppy Summer!

A complimentary cross stitch design by Brooke Nolan



Stitch the Hoppy Summer froggie on the Fiddler's cloth and the remaining pieces on perforated paper.

To add sparkle, add a single strand of Kreinik #95 Starburst Balger blending filament to the DMC floss.

Bold outlines surrounding the perforated paper pieces on the chart are guides for cutting out the stitched pieces. Do not backstitch these lines.