

Summer Birthday Cakes

4 - 6 of 12 Complimentary Cross Stitch Designs by Brooke Nolan
Brooke's Books Publishing[©] 2009 All Rights Reserved

On Etsy as [BrookesBooksStore](#)
[brookesbooks.com](#)

On Craftsy, Facebook, Pinterest & Instagram as [Brooke's Books Publishing](#)
On Twitter as [@brookesbooksmom](#)



A Year Of Birthday Cakes

12 Complimentary Cross Stitch Designs by Brooke Nolan
Brooke's Books Publishing® 2009 All Rights Reserved


On Etsy as [BrookesBooksStore](#)
[brookesbooks.com](#)

On Craftsy, Facebook, Pinterest & Instagram as [Brooke's Books Publishing](#)
On Twitter as [@brookesbooksmom](#)

Happy Birthday

A Complimentary Cross Stitch Design by Brooke Nolan

June



Symbol	DMC	Color
•	3864	Winter White
+	818	Baby Pink
♥	776	Pink Md
◐	899	Rose Md
◑	309	Deep Rose
?	745	Pale Yellow Lt
×	3855	Autumn Gold Lt
⊗	3854	Autumn Gold Md
└	739	Tan Ult Vy Lt
♣	437	Tan Lt
♠	435	Brown Vy Lt
♣	434	Brown Lt
♠	898	Coffee Brown Vy Dk

Back Stitch: Using 3 or 4 ply DMC 3865, back stitch the J on the cake.

Brooke's Books
PUBLISHING

brooke@brookesbooks.com

brookesbooks.com

On Etsy as BrookesBooksStore


On Craftsy, Facebook, Pinterest & Instagram
as Brooke's Books Publishing

On Twitter as @brookesbooksmom


Happy Birthday

A Complimentary Cross Stitch Design by Brooke Nolan

June



Symbol



DMC

3864
818
776
899
309
745
3855
3854
739
437
435
434
898

Color

Winter White
Baby Pink
Pink Md
Rose Md
Deep Rose
Pale Yellow Lt
Autumn Gold Lt
Autumn Gold Md
Tan Ult Vy Lt
Tan Lt
Brown Vy Lt
Brown Lt
Coffee Brown Vy Dk

Back Stitch: Using 3 or 4 ply DMC 3865, back stitch the J on the cake.

Brooke's Books

P U B L I S H I N G

brooke@brookesbooks.com

brookesbooks.com

On Etsy as BrookesBooksStore


On Craftsy, Facebook, Pinterest & Instagram
as Brooke's Books Publishing

On Twitter as @brookesbooksmom

Happy Birthday

A Complimentary Cross Stitch Design by Brooke Nolan

July



Symbol	DMC	Color
•	B5200	Snow White
+	3756	Baby Blue Ult Lt
∩	3753	Antique Blue Ult Lt
C	3325	Baby Blue Lt
#	932	Antique Blue Lt
♣	930	Antique Blue Dk
⊗	666	Bright Red
◐	304	Christmas Red Md
♠	815	Garnet Md
?	745	Pale Yellow Lt
x	3855	Autumn Gold Lt
⊗	3854	Autumn Gold Md

Mill Hill

∴	02010	Quick Silver
---	-------	--------------

1. Cross Stitch the motif.

2. **Bead:** Use 2 plies of DMC B5200 to bead the motif. **Note:** To thread a beading needle, put 1 strand of floss through the eye and pull the end down so there are 2 working strands.

3. **Back Stitch:** Using 2 plies of DMC 932, back stitch the vines on the top layer.

Dimensions: 53 x 90 Stitches

Brooke's Books
P U B L I S H I N G

brooke@brookesbooks.com

brookesbooks.com

On Etsy as BrookesBooksStore


On Craftsy, Facebook, Pinterest & Instagram
as Brooke's Books Publishing

On Twitter as @brookesbooksmom

Happy Birthday

A Complimentary Cross Stitch Design by Brooke Nolan

July



Symbol	DMC	Color
•	B5200	Snow White
+	3756	Baby Blue Ult Lt
└┐	3753	Antique Blue Ult Lt
└┘	3325	Baby Blue Lt
#	932	Antique Blue Lt
♣	930	Antique Blue Dk
⊗	666	Bright Red
◐	304	Christmas Red Md
♠	815	Garnet Md
?	745	Pale Yellow Lt
x	3855	Autumn Gold Lt
⊗	3854	Autumn Gold Md

Mill Hill	Color
∴	02010 Quick Silver

1. Cross Stitch the motif.

2. **Bead:** Use 2 plies of DMC B5200 to bead the motif. **Note:** To thread a beading needle, put 1 strand of floss through the eye and pull the end down so there are 2 working strands.

3. **Back Stitch:** Using 2 plies of DMC 932, back stitch the vines on the top layer.

Dimensions: 53 x 90 Stitches



brooke@brookesbooks.com

brookesbooks.com

On Etsy as BrookesBooksStore


On Craftsy, Facebook, Pinterest & Instagram
as Brooke's Books Publishing

On Twitter as @brookesbooksmom

Happy Birthday

A Complimentary Cross Stitch Design by Brooke Nolan

August



Symbol



DMC

B5200
3866
3823
3855
3854
3756
3841
3755
3747
340
453
452
3713
761

Color

Snow White
Mocha Brown Ult Lt
Ult Pale Yellow
Autumn Gold Lt
Autumn Gold Md
Baby Blue Ult Lt
Baby Blue Pale
Baby Blue
Blue Violet Vy Lt
Blue Violet Md
Shell Gray Lt
Shell Gray Md
Salmon Vy Lt
Salmon Lt

1. Cross Stitch the motif.

2. **Bead:** Use 2 plies of DMC B5200 to bead the motif. **Note:** To thread a beading needle, put 1 strand of floss through the eye and pull the end down so there are 2 working strands.

Dimensions: 53 x 90 Stitches

Mill Hill



00479
03050

White Pearl
Champagne Ice



brooke@brookesbooks.com

brookesbooks.com

On Etsy as BrookesBooksStore

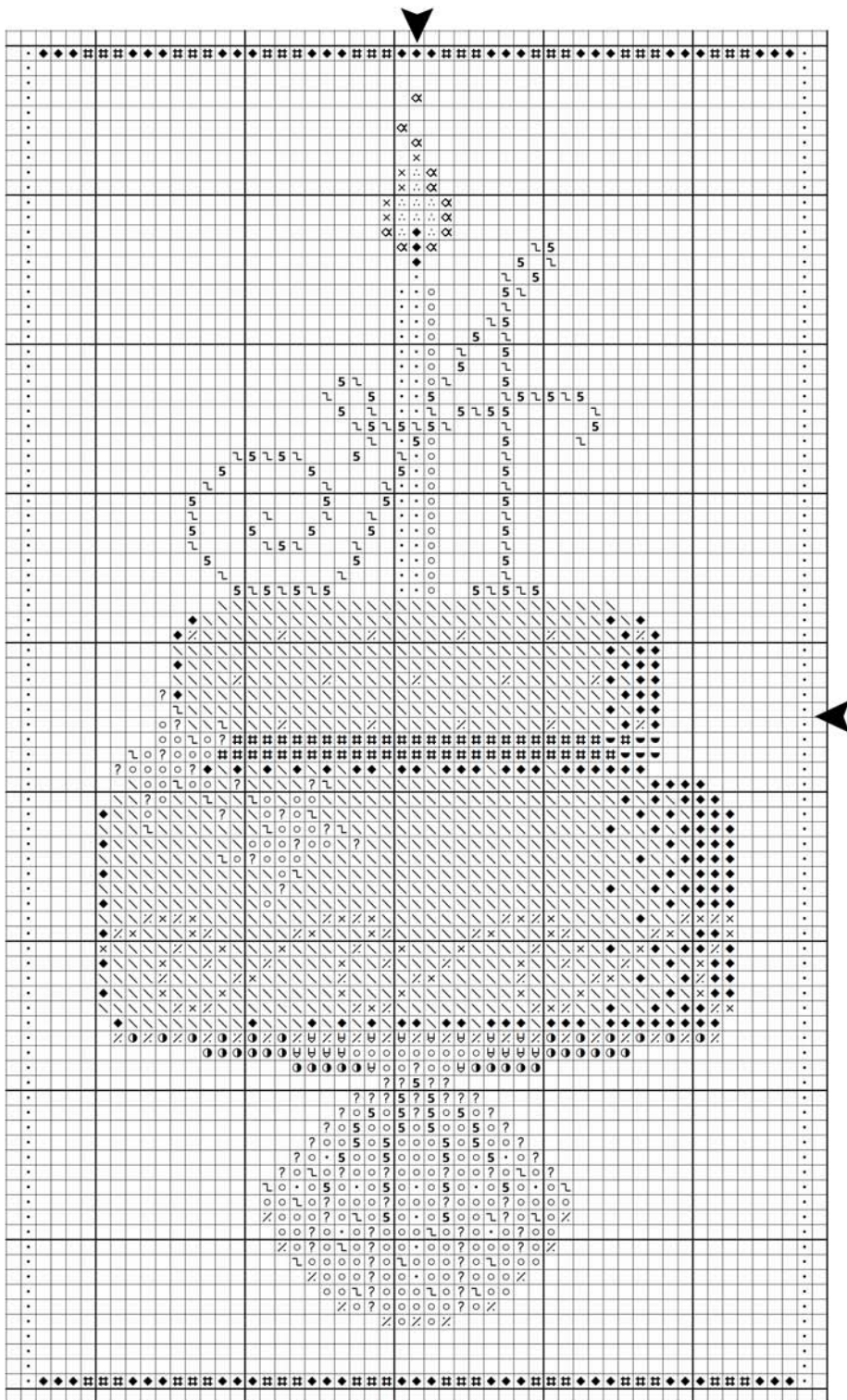
On Craftsy, Facebook, Pinterest & Instagram
as Brooke's Books Publishing

On Twitter as @brookesbooksmom

Happy Birthday

A Complimentary Cross Stitch Design by Brooke Nolan

August



Symbol



DMC

B5200
3866
3823
3855
3854
3756
3841
3755
3747
340
453
452
3713
761

Color

Snow White
Mocha Brown Ult Lt
Ult Pale Yellow
Autumn Gold Lt
Autumn Gold Md
Baby Blue Ult Lt
Baby Blue Pale
Baby Blue
Blue Violet Vy Lt
Blue Violet Md
Shell Gray Lt
Shell Gray Md
Salmon Vy Lt
Salmon Lt

Mill Hill



00479
03050

White Pearl
Champagne Ice

1. Cross Stitch the motif.

2. **Bead:** Use 2 plies of DMC B5200 to bead the motif. **Note:** To thread a beading needle, put 1 strand of floss through the eye and pull the end down so there are 2 working strands.

Dimensions: 53 x 90 Stitches



brooke@brookesbooks.com

brookesbooks.com

On Etsy as BrookesBooksStore

On Craftsy, Facebook, Pinterest & Instagram
as Brooke's Books Publishing

On Twitter as @brookesbooksmom