



Spring Birthday Cakes

1 - 3 of 12 Complimentary Cross Stitch Designs by Brooke Nolan
Brooke's Books Publishing[©] 2009 All Rights Reserved

On Etsy as [BrookesBooksStore](#)
brookesbooks.com

On Craftsy, Facebook, Pinterest & Instagram as Brooke's Books Publishing
On Twitter as [@brookesbooksmom](#)



A Year Of Birthday Cakes

12 Complimentary Cross Stitch Designs by Brooke Nolan
Brooke's Books Publishing® 2009 All Rights Reserved

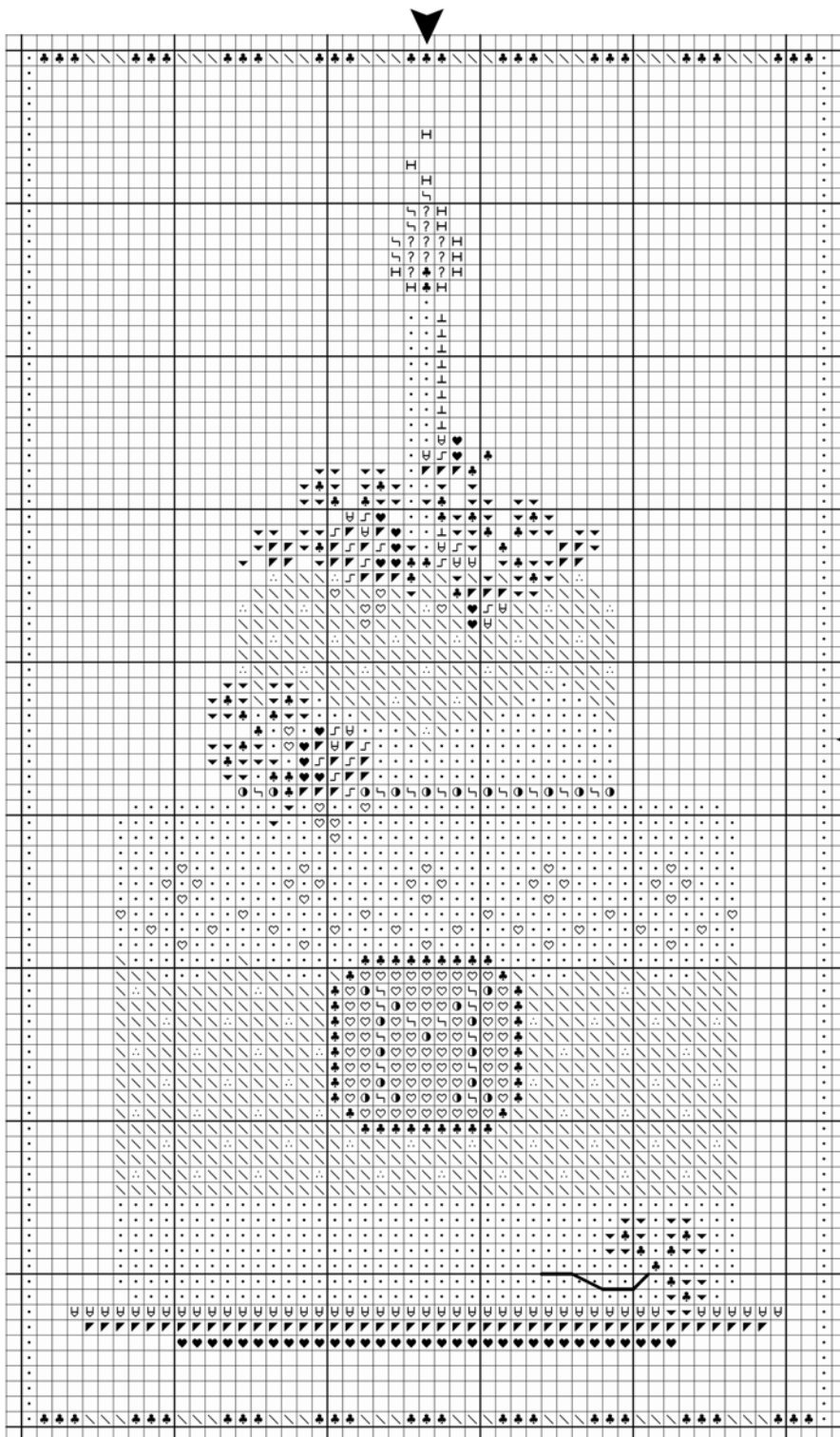
On Etsy as [BrookesBooksStore](#)
[brookesbooks.com](#)

On Craftsy, Facebook, Pinterest & Instagram as [Brooke's Books Publishing](#)
On Twitter as [@brookesbooksmom](#)

Happy Birthday

A Complimentary Cross Stitch Design by Brooke Nolan

March Cake



Symbol



DMC

B5200
745
3855
3854
3033
772
3348
3347
3345
211
210
209
208
801

Color

Snow White
Pale Yellow
Autumn Gold Lt
Autumn Gold Md
Mocha Brown Vy Lt
Yellow Green Vy Lt
Yellow Green Lt
Yellow Green Md
Hunter Green Dk
Lavender Lt
Lavender Md
Lavender Dk
Lavender Vy Dk
Coffee Brown Dk

Mill Hill

00479
02011

DMC

B5200
3855

1. Cross Stitch the motif.

2. **Bead:** Use 2 plies of floss to bead the motif. **Note:** To thread a beading needle, put 1 strand of floss through the eye and pull the end down so there are 2 working strands.

3. **Back Stitch:** DMC 801 = (1 or 2 ply) F's on the tiny hearts.

Dimensions: 53 x 90 Stitches



brooke@brookesbooks.com

brookesbooks.com

On Etsy as BrookesBooksStore

On Craftsy, Facebook, Pinterest & Instagram

as Brooke's Books Publishing

On Twitter as @brookesbooksmom

Happy Birthday

A Complimentary Cross Stitch Design by Brooke Nolan

April Cake



Symbol



DMC	Color
B5200	Snow White
3823	Ult Pale Yellow
745	Lt Pale Yellow
744	Pale Yellow
725	Topaz
3822	Straw Lt
3855	Autumn Gold Lt
3854	Autumn Gold Md
772	Yellow Green Vy Lt
3348	Yellow Green Lt
3347	Yellow Green Md
818	Baby Pink
605	Cranberry Vy Lt
603	Cranberry
801	Coffee Brown Dk

Mill Hill

00479
03050

DMC

B5200
B5200



1. Cross Stitch the motif.

2. **Bead:** Use 2 plies of floss to bead the motif. **Note:** To thread a beading needle, put 1 strand of floss through the eye and pull the end down so there are 2 working strands.

Dimensions: 53 x 90 Stitches



brooke@brookesbooks.com

brookesbooks.com

On Etsy as BrookesBooksStore


On Craftsy, Facebook, Pinterest & Instagram
as Brooke's Books Publishing

On Twitter as @brookesbooksmom

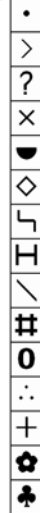
Happy Birthday

A Complimentary Cross Stitch Design by Brooke Nolan

April Cake



Symbol



DMC

B5200	Snow White
3823	Ult Pale Yellow
745	Lt Pale Yellow
744	Pale Yellow
725	Topaz
3822	Straw Lt
3855	Autumn Gold Lt
3854	Autumn Gold Md
772	Yellow Green Vy Lt
3348	Yellow Green Lt
3347	Yellow Green Md
818	Baby Pink
605	Cranberry Vy Lt
603	Cranberry
801	Coffee Brown Dk

Mill Hill

00479	B5200
03050	B5200

Color

1. Cross Stitch the motif.

2. **Bead:** Use 2 plies of floss to bead the motif. **Note:** To thread a beading needle, put 1 strand of floss through the eye and pull the end down so there are 2 working strands.

Dimensions: 53 x 90 Stitches




brooke@brookesbooks.com
 brookesbooks.com
 On Etsy as BrookesBooksStore

On Crafts, Facebook, Pinterest & Instagram
 as Brooke's Books Publishing
 On Twitter as @brookesbooksmom

Happy Birthday

A Complimentary Cross Stitch Design by Brooke Nolan

May Cake



Symbol



DMC

B5200	Snow White
819	Baby Pink Lt
818	Baby Pink
776	Pink Md
894	Carnation Vy Lt
892	Carnation Md
3806	Cyclamen Pink Lt
3804	Cyclamen Pink Dk
772	Yellow Green Vy Lt
3348	Yellow Green Lt
3347	Yellow Green Md
209	Lavender Dk
3837	Lavender Ult Dk
745	Pale Yellow
3855	Autumn Gold Lt
3854	Autumn Gold Md
801	Coffee Brown Dk

Mill Hill

03050	Champagne Ice
02031	Spring Green

DMC

B5200	
B5200	

1. Cross Stitch the motif.

2. **Bead:** Use 2 plies of floss to bead the motif. **Note:** To thread a beading needle, put 1 strand of floss through the eye and pull the end down so there are 2 working strands.

3. **Back Stitch:** (1 or 2 plies) DMC 3837 = Butterfly antennae / (1 or 2 plies) DMC 3806 = Lattice lines on bottom cake

Dimensions: 53 x 90 Stitches



brooke@brookesbooks.com

brookesbooks.com

On Etsy as BrookesBooksStore

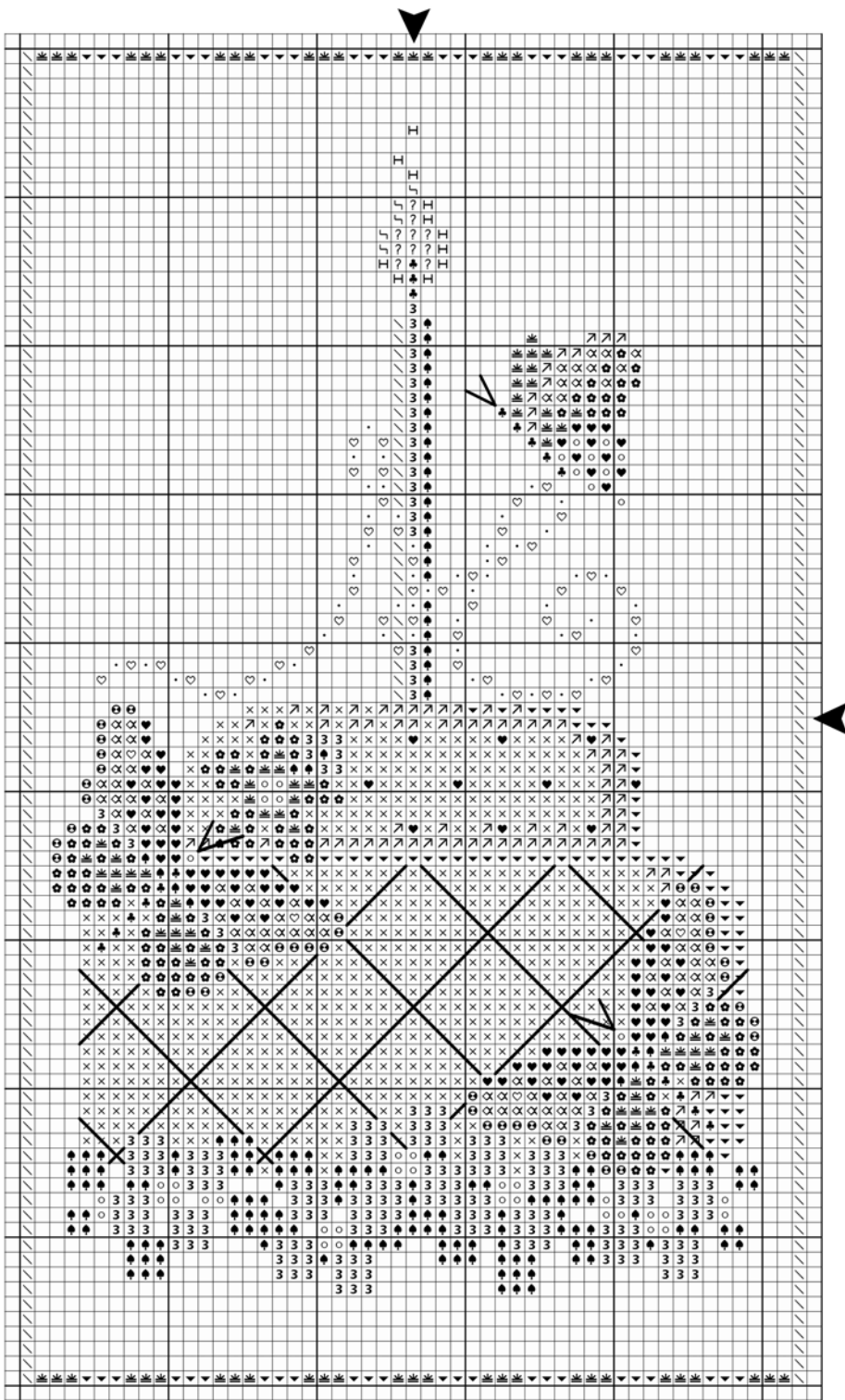
On Craftsy, Facebook, Pinterest & Instagram
as Brooke's Books Publishing

On Twitter as @brookesbooksmom


Happy Birthday

A Complimentary Cross Stitch Design by Brooke Nolan

May Cake



Symbol



DMC

B5200	Snow White
819	Baby Pink Lt
818	Baby Pink
776	Pink Md
894	Carnation Vy Lt
892	Carnation Md
3806	Cyclamen Pink Lt
3804	Cyclamen Pink Dk
772	Yellow Green Vy Lt
3348	Yellow Green Lt
3347	Yellow Green Md
209	Lavender Dk
3837	Lavender Ult Dk
745	Pale Yellow
3855	Autumn Gold Lt
3854	Autumn Gold Md
801	Coffee Brown Dk

Mill Hill

03050	Champagne Ice
02031	Spring Green

DMC

B5200
B5200

1. Cross Stitch the motif.

2. **Bead:** Use 2 plies of floss to bead the motif. **Note:** To thread a beading needle, put 1 strand of floss through the eye and pull the end down so there are 2 working strands.

3. **Back Stitch:** (1 or 2 plies) DMC 3837 = Butterfly antennae / (1 or 2 plies) DMC 3806 = Lattice lines on bottom cake

Dimensions: 53 x 90 Stitches

Brooke's Books

P U B L I S H I N G

brooke@brookesbooks.com

brookesbooks.com

On Etsy as BrookesBooksStore

On Craftsy, Facebook, Pinterest & Instagram
as Brooke's Books Publishing

On Twitter as @brookesbooksmom